

# Technical Information

AQUAPOWER-TP30V17/2 D



AQUAFIX BELGIUM BVBA  
Tel. 013 66 83 03, WWW.AQUAFIX.BE



AQUAFIX MILIEU B.V.  
Tel. 0297 26 29 29, WWW.AQUAFIX.NL

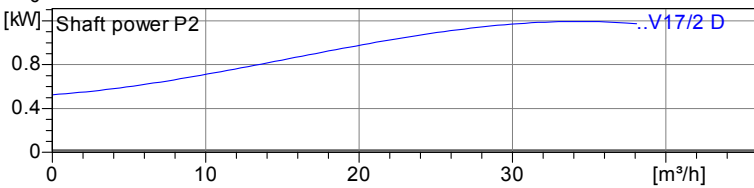
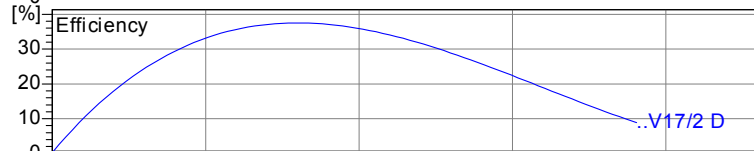
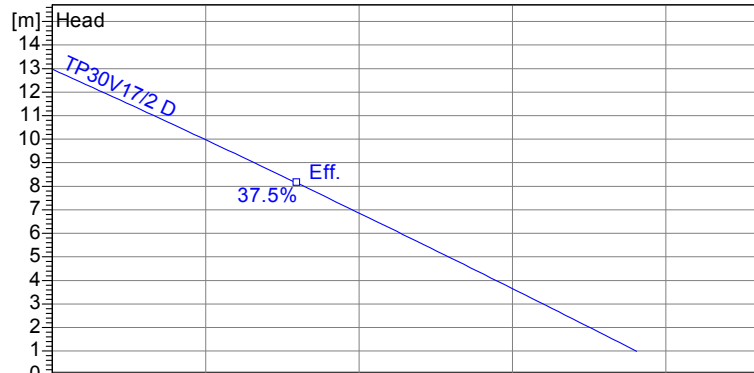
Operating data	
Flow	0 m <sup>3</sup> /h
Head	0 m
Shaft power P2	
Pump efficiency	s %
Required pump NPSH	
Pumpe type	Single head pump
No. of pumps	1
Fluid	Water, clean

Pump	
Pump Code	AQUAPOWER-TP30V17/2
Impeller	Vortex impeller
Impeller size	121 mm
Solid size	30 mm
Discharge port	R2"AG
Suction port	s

Motor	
Rated voltage	400 V
Frequency	50 Hz Hz
Rated power P2	1.2 kW
Rated speed	2900 rpm
Number of poles	2
Efficiency	75 % %
Rated current	2.9 A
Degree of protection	IP 68

Materials	
Collecting tank	Polyethylene
Impeller	Grey cast iron EN-GJL-250
Suction cover	Grey cast iron EN-GJL-250
Motor housing	Grey cast iron EN-GJL-250
Pump housing	Grey cast iron EN-GJL-250
Motor shaft	Stainless steel 1.4104
O-Rings	Nitrile Rubber
Nuts	Stainless steel
Mechanical seal on medium side	SiC / SiC
Lip seal on motor side	Nitrile Rubber
Lower Bearing	Deep Groove Ball Bearing
Upper Bearing	Deep Groove Ball Bearing

Testnorm: ISO9906 Sect. 4.4.2



Installation drawing  
Dimensions in mm,

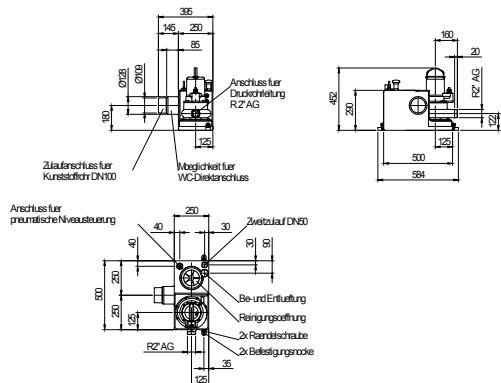


Table Dimensions ( mm )

Project	Project no.:	Created by:	Page: 1
---------	--------------	-------------	------------

# Performance Curve

AQUAPOWER-TP30V17/2 D



AQUAFIX BELGIUM BVBA  
Tel. 013 66 83 03, WWW.AQUAFIX.BE



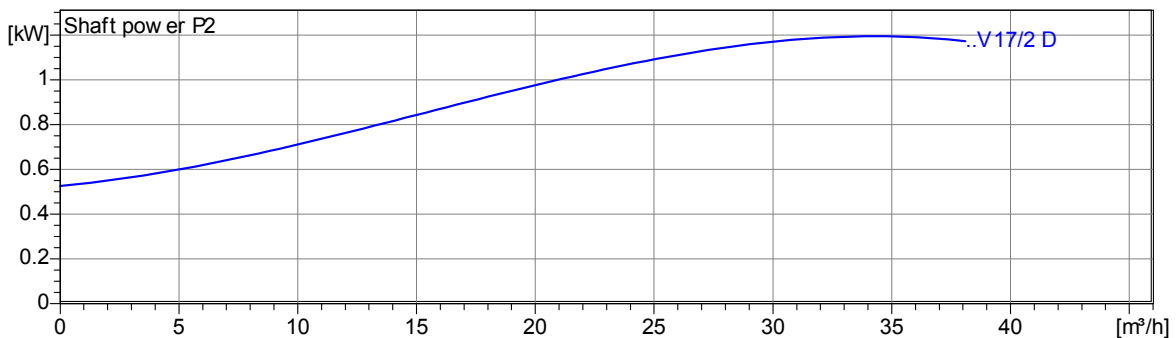
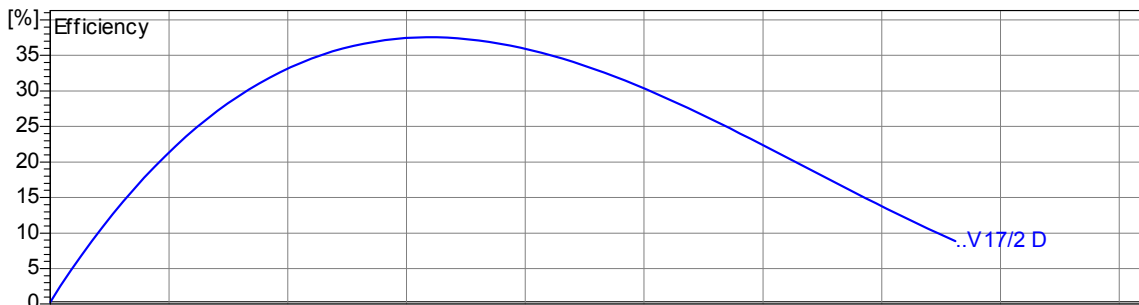
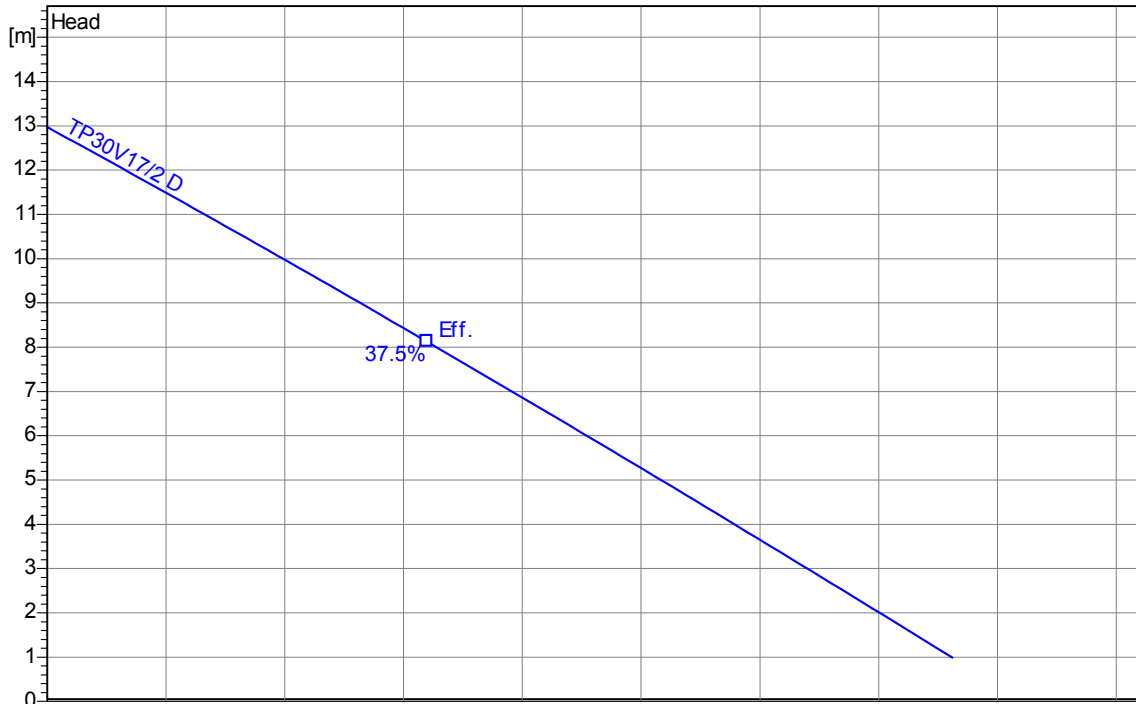
AQUAFIX MILIEU B.V.  
Tel. 0297 26 29 29, WWW.AQUAFIX.NL

Impeller						
Impeller type: Vortex impeller	Solid size 30 mm	Ø:	Max. Ø: 121 mm	Min. Ø: 116 mm	Sel. Ø: 121 mm	

Operating data					
Speed: <b>2900 rpm</b>	Frequency: <b>50 Hz</b>	Duty point: <b>Q = 0 m³/h</b>	<b>H = 0 m</b>	Shaft power P2:	Discharge port: <b>R2"AG</b>

Power data referred to:  
Water, clean [100%]; 20°C; 998.3kg/m³; 1.005mm²/s

Testnorm: ISO9906 Sect. 4.4.2



2.3.7 - 14/03/2012 (Build 345)

Project	Project no.:	Created by:	Page: 2
---------	--------------	-------------	------------

# Dimensions

AQUAPOWER-TP30V17/2 D

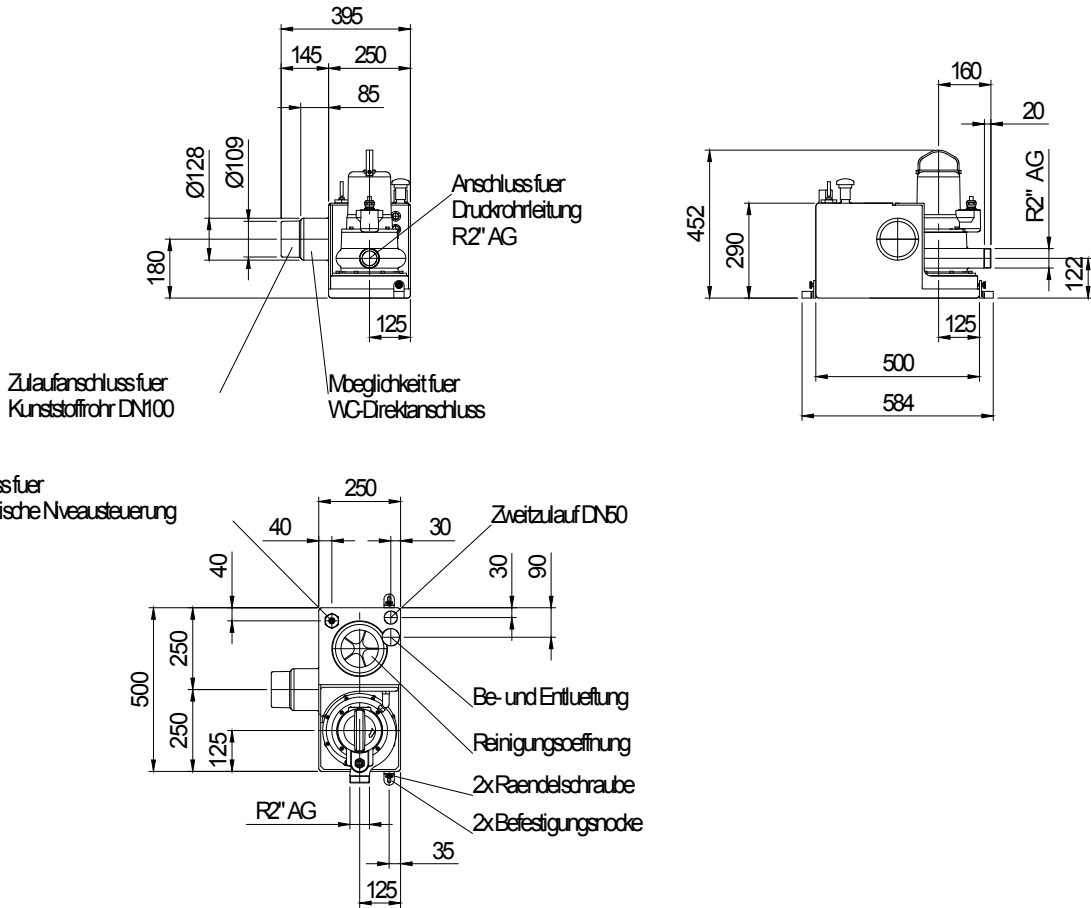


AQUAFIX BELGIUM BVBA  
Tel. 013 66 83 03, WWW.AQUAFIX.BE



AQUAFIX MILIEU B.V.  
Tel. 0297 26 29 29, WWW.AQUAFIX.NL

Installation drawing  
Dimensions in mm, le



**Table Dimensions ( mm )**

--	--	--

2.3.7 - 14/03/2012 (Build 345)

Project	Project no.:	Created by:	Page: 3
---------	--------------	-------------	------------

# Technical Data

AQUAPOWER-TP30V17/2 D



AQUAFIX BELGIUM BVBA  
Tel. 013 66 83 03, WWW.AQUAFIX.BE



AQUAFIX MILIEU B.V.  
Tel. 0297 26 29 29, WWW.AQUAFIX.NL

Operating data					
Flow	0 m <sup>3</sup> /h	m <sup>3</sup> /h	Head	0	m
Shaft power P2		kW	Geodetic head	0	m
Pump efficiency	s	%	Required pump NPSH		m
Pumpe type	Single head pump		No. of pumps	1	
Fluid	Water, clean		Temperature	20 °C	
Density	998.3	kg/m <sup>3</sup>	Kin. viscosity	1.005	mm <sup>2</sup> /s

Pump					
Pump Code	AQUAPOWER-TP30V17/2		Speed	2900	rpm
Suction port			Head	Max.	13.0 m
Discharge port	R2"AG			Min.	1.0 m
Impeller type	Vortex impeller		Flow	Max.	38.1 m <sup>3</sup> /h
Solid size	30	mm	Pump efficiency max.	37.5 %	
Impeller Ø	121	mm	Required rated power max. P2	1.2	kW

Motor					
Motor version	Submersible motor		Insulation class	H	
Motor name	AM 120TM.1,7/2 D		Degree of protection	IP 68	
Frequency	50	Hz	Temperature class		
Rated power P1	1.6	kW			
Rated power P2	1.2	kW	Explosion protection		
Rated speed	2900	rpm	Efficiency	100%	75 %
Rated voltage	400	V 3~	at % rated power	75%	%
Rated current	2.9	A		50%	%
Starting current, direct starting	17.4	A	cos phi	100%	0.80
Starting current, star-delta	5.	A	at % rated power	75%	
Starting mode	Directly			50%	
Power cable	4G1,5		Control cable		
Type of power cable	H07RN-F		Type of control cable		
Cable length	2 m		Service factor	1.15	
Shaft seal	Mechanical seal on medium side		SiC / SiC		
	Lip seal on motor side		Nitrile Rubber		
Bearing	Lower Bearing		Deep Groove Ball Bearing		
	Upper Bearing		Deep Groove Ball Bearing		
Remarks	s				

Materials / Weight			
Collecting tank	Polyethylene	Motor shaft	Stainless steel 1.4104
Suction cover	Grey cast iron EN-GJL-250	Nuts	Stainless steel
Impeller	Grey cast iron EN-GJL-250	O-Rings	Nitrile Rubber
Motor housing	Grey cast iron EN-GJL-250		
Pump housing	Grey cast iron EN-GJL-250		
Weight aggregat	32 kg		

Project	Project no.:	Created by:	Page: 4
---------	--------------	-------------	------------